



# CAPTURE

All your motion detection needs. Captured.



## Grade 2 wireless | wall mount models

A security system is only as good as its ability to detect. Your reputation, your business, your future, and your customers' wellbeing, all depends on making the right choice of motion detection.

Texecom's new range of motion detectors, Capture, is our highest performing, most reliable, easiest to install range of detectors, ever. Grade 2 wireless wall mount detectors offer a choice of 15m PIR, 20m quad PIR or 20m dual technology devices. Texecom's award-winning *Ricochet*® mesh technology provides commercial grade wireless performance.

### P15-W : Wireless 15m PIR

- 15m / 90° volumetric coverage
- Dual element pyro
- Optional PetWise mode
- EN50131-2-2 Grade 2

### Q20-W : Wireless 20m Quad PIR


- 20m / 90° volumetric coverage
- Quad element pyro
- Optional PetWise mode
- EN50131-2-2 Grade 2

### D20-W : Wireless 20m Dual Tech

- 20m / 85° volumetric coverage
- Quad pyro + k-band microwave
- Dual tech / PetWise / CloakWise modes
- EN50131-2-4 Grade 2



Installer details:

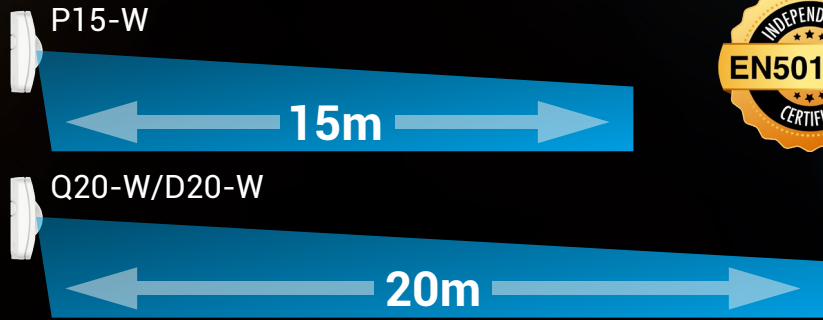


[capture.texe.com](http://capture.texe.com)

# Texecom

# Outstanding catch performance

Texecom's design team started with the perfect optical geometry for motion sensing, and developed a beautiful minimalist low-profile design that celebrates, rather than hides, its optical prowess.




Note: Coverage patterns differ when in PetWise mode.

Model	Part Number	Description	Mounting	EN Grade	Compliance	Options	Pyro	Microwave	Range	Coverage	Mounting Height	LED
P15-W	GDA-0001	Wireless 15m PIR 868MHz	Wall	G2	EN50131-2-2	PW	Dual		15m	90°	1.5m - 3m	Tri-Colour
Q20-W	GDB-0001	Wireless 20m Quad PIR 868MHz	Wall	G2	EN50131-2-2	PW	Quad		20m	90°	1.5m - 3m	Tri-Colour
D20-W	GDC-0001	Wireless 20m Dual Tech 868MHz	Wall	G2	EN50131-2-4	PW, CW, DT	Quad	•	20m	85°	1.5m - 3m	Tri-Colour


Options key : PW = PetWise mode CW = CloakWise mode DT = Dual Technology mode

# Peerless wireless connectivity

All wireless Capture models feature the same form-factor as their wired counterparts, EN Grade 2 certification and Texecom's multi award-winning *Ricochet* mesh technology for commercial grade wireless performance.



Front-loaded fully sealed electronics



Flexible mounting points



Automatic wireless setup




EN certified selectable pet immunity option

# Install in seconds

Speed up your installations and spend less time installing devices. Capture has been designed with the installer in mind and includes a host of installer friendly features, making installation and commissioning a doddle.

# Applications

Capture motion detectors excel in a wide variety of professional security applications.



Residential



Retail

For technical specs, see the manual via the TexecomPro mobile app. Visit [pro.texe.com](http://pro.texe.com) for more info.

