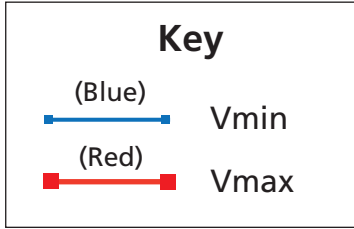




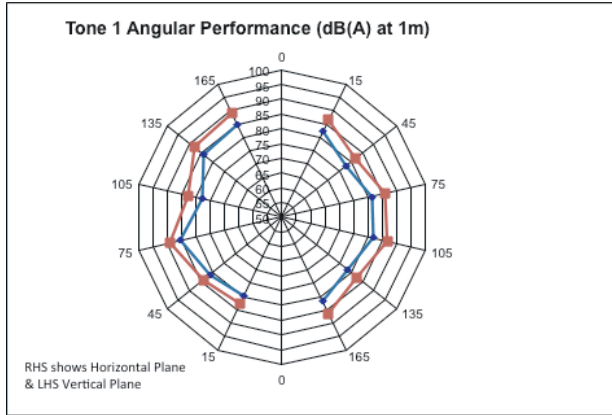
**Base Mount Range
Operational Performance Data**

Conventional Sounders



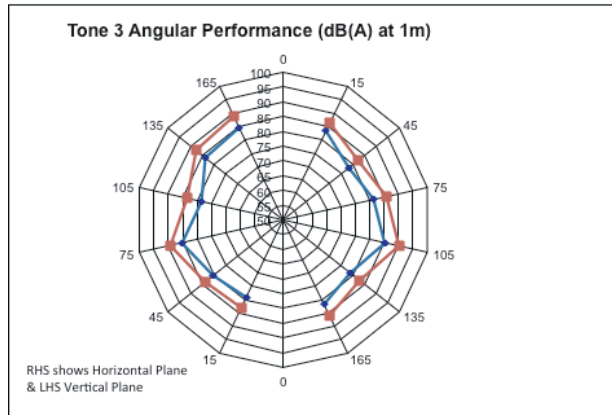
BF431C/CCW
BF432C/CCW
BF456C/CCW

**Sounder Tone 1
(with Quick Connect Plate
Part No. BF431QCP)**



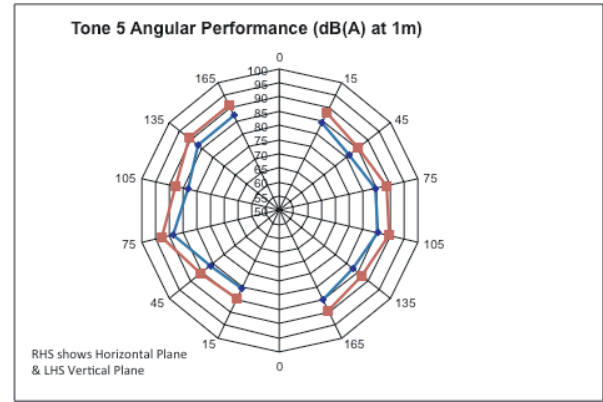
BF431C/CCW
BF432C/CCW
BF456C/CCW

**Sounder Tone 3
(with Quick Connect Plate
Part No. BF431QCP)**



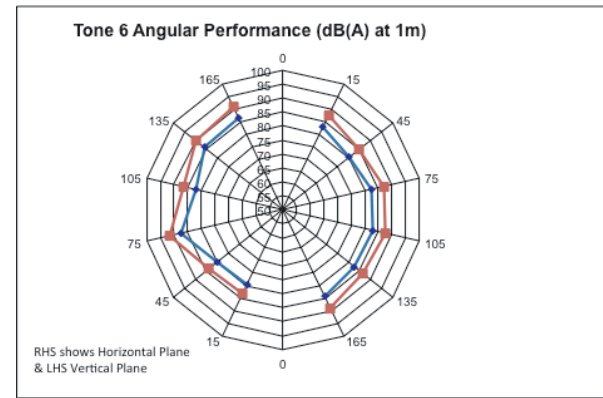
BF431C/CCW
BF432C/CCW
BF456C/CCW

**Sounder Tone 15
(with Quick Connect Plate
Part No. BF431QCP)**



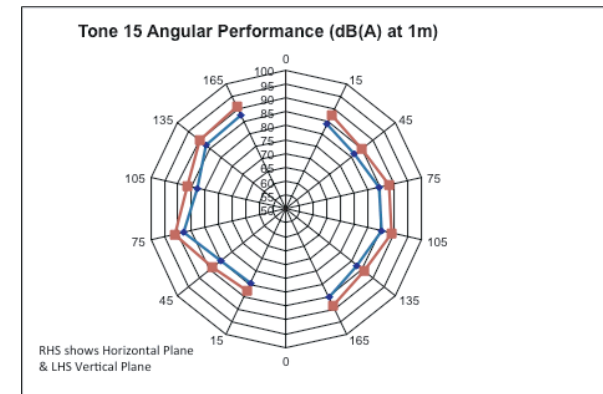
BF431C/CCW
BF432C/CCW
BF456C/CCW

**Sounder Tone 5
(with Quick Connect Plate
Part No. BF431QCP)**



BF431C/CCW
BF432C/CCW
BF456C/CCW

**Sounder Tone 6
(with Quick Connect Plate
Part No. BF431QCP)**



BF431C/CCW
BF432C/CCW
BF456C/CCW

**Sounder Tone 15
(with Quick Connect Plate
Part No. BF431QCP)**

